

Human FGF basic Protein

Cat. No. FGF-HE001

Description

Source	Recombinant Human FGF basic Protein is expressed from E.coli without tag It contains Pro143-Ser288.
Accession	P09038-4
Molecular Weight	The protein has a predicted MW of 16.5 kDa same as Bis-Tris PAGE result.
Endotoxin	Less than 0.02 EU per µg by the LAL method.
Purity	> 95% as determined by Bis-Tris PAGE

Formulation and Storage

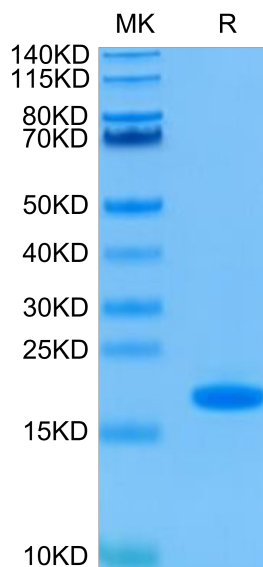
Formulation	Lyophilized from 0.22 µm filtered solution in PBS (pH 7.4). Normally 8% trehalose is added as protectant before lyophilization.
Reconstitution	Centrifuge the tube before opening. Reconstituting to a concentration more than 100 µg/ml is recommended. Dissolve the lyophilized protein in distilled water.
Storage	-20 to -80°C for 12 months as supplied from date of receipt -80°C for 3-6 months after reconstitution 2-8°C for 2-7 days after reconstitution Recommend to aliquot the protein into smaller quantities for optimal storage. Please minimize freeze-thaw cycles.

Background

FGF basic is a member of the FGF family of at least 23 related mitogenic proteins which show 35-60% amino acid conservation. FGF acidic and basic, unlike the other members of the family, lack signal peptides and are apparently secreted by mechanisms other than the classical protein secretion pathway.

Assay Data

Bis-Tris PAGE



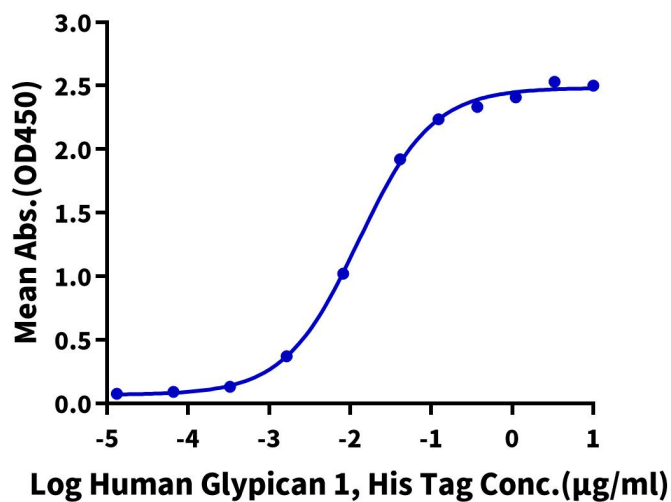
Human FGF basic on Bis-Tris PAGE under reduced condition. The purity is greater than 95%.

ELISA Data

Assay Data

Human FGF basic, No Tag ELISA

0.05µg Human FGF basic, No Tag Per Well

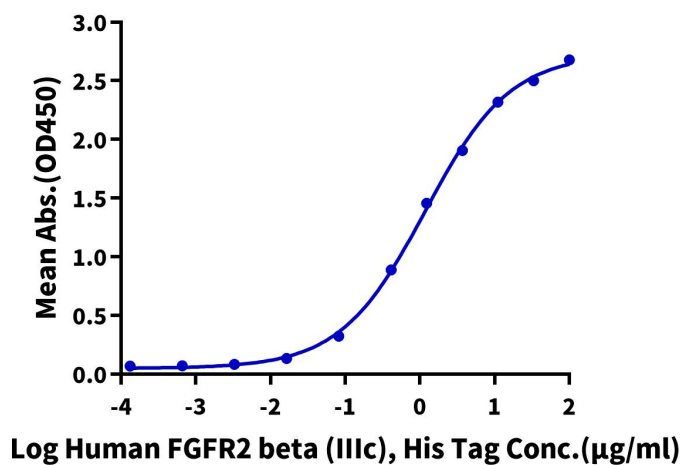


Immobilized Human FGF basic at 0.5 µg/ml (100 µl/Well) on the plate. Dose response curve for Human Glypican 1, His Tag with the EC50 of 12.6 ng/ml determined by ELISA (QC Test).

ELISA Data

Human FGF basic, No Tag ELISA

0.5µg Human FGF basic, No Tag Per Well

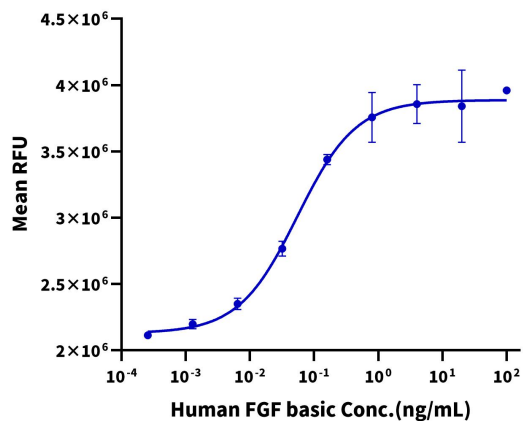


Immobilized Human FGF basic, No Tag at 5 µg/ml (100 µl/well) on the plate. Dose response curve for Human FGFR2 beta (IIIc), His Tag with the EC50 of 1.18 µg/ml determined by ELISA.

Cell Based Assay

Assay Data

Recombinant Human FGF basic Bioactivity



Measured in a cell proliferation assay using BALB/c 3T3 mouse embryonic fibroblasts. The ED50 for this effect is 0.02 - 0.1 ng/ml (QC Test).